

Aerospace Fasteners

Numerical Listing of Parts 1995 Edition

National Aerospace Standard

INAS

National Aerospace

INA

Air Force/Navy Aeronautical

AN

Military Standard

MS

NAS



NAS 144 thru NAS 158
Superseded by
MS 20004 Thru MS 20024



NAS 172, NAS 174, NAS 176
Internal Wrenching Bolt
SPS Jenkintown, Pa.



NAS 443
Nut, Internal Wrenching, Self-locking
SPS Jenkintown, Pa.



NAS 577
Nut, Self-Locking, Barrel, Floating,
Alloy Steel
SPS Jenkintown, Pa.



NAS 583 thru NAS 590
Superseded by
NAS 1580



NAS 607
Dowel Pin
SPS Jenkintown, Pa.



NAS 624 thru NAS 644
12 Point Bolt
SPS Jenkintown, Pa.



NAS 653 thru NAS 658
Hex Head Bolt, Titanium
SPS Salt Lake City, UT



NAS 662
100° Flush Head
Self-Locking and Non-Locking,
Slotted and Cruciform Recess
SPS Jenkintown, Pa.



NAS 663 thru NAS 668
Flush Head Bolt, Titanium
Dovetail Slot
SPS Salt Lake City, UT



NAS 673 thru NAS 678
Hex Head Bolt, Titanium
SPS Salt Lake City, UT



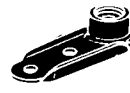
NAS 679
Lightweight Sheet Metal Locknut
NAS 679C, 900°F (97)
SPS Santa Ana, Calif.



NAS 680
Self-Locking Plate Nut
Two Lug
SPS Santa Ana, Calif.



NAS 681
Superseded by
MS 21049 thru MS 21050



NAS 682
Self-locking Plate Nut
One Lug
SPS Santa Ana, Calif.



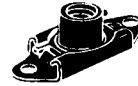
NAS 683
Superseded by
MS 21053 thru MS 21054



NAS 684
Self-locking Plate Nut
Corner
SPS Santa Ana, Calif.



NAS 685
Superseded by 100° CSK
MS 21057 thru MS 21058



NAS 686
Superseded by
MS 21059 thru MS 21060



NAS 687
Superseded by
MS 21061 thru MS 21062



NAS 696
Self-locking Plate Nut
Miniature – One Lug
SPS Santa Ana, Calif.



NAS 697
Self-locking Plate Nut
Miniature – Two Lug
SPS Santa Ana, Calif.



NAS 698
Self-locking Plate Nut
Miniature – Corner
SPS Santa Ana, Calif.



NAS 1003 thru NAS 1010
Hex Head Bolt A286 CRES
SPS Salt Lake City, UT



NAS 1012 thru NAS 1020
Hex Head Bolt A286 CRES
SPS Jenkintown, Pa.



NAS 1021 and NAS 1022
Superseded by
MS 21042 thru MS 21043 and MS 21045
thru MS 21046 and MS 21083

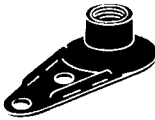
NAS continued



NAS 1023
Self-locking Plate Nut,
Two Lug
SPS Santa Ana, Calif.



NAS 1024
Self-locking Plate Nut,
Two Lug, 100° CSK.
SPS Santa Ana, Calif.



NAS 1025
Self-locking Plate Nut,
One Lug
SPS Santa Ana, Calif.



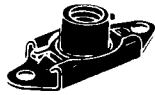
NAS 1026
Self-locking Plate Nut,
One-Lug, 100° CSK.
SPS Santa Ana, Calif.



NAS 1027
Self-locking Plate Nut,
Corner
SPS Santa Ana, Calif.



NAS 1028
Self-locking Plate Nut,
Corner, 100° CSK.
SPS Santa Ana, Calif.



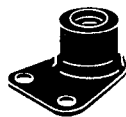
NAS 1031
Self-locking Plate Nut,
Floating – Two Lug
SPS Santa Ana, Calif.



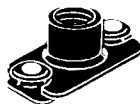
NAS 1032
Self-locking Plate Nut,
Floating – One Lug
SPS Santa Ana, Calif.



NAS 1033
Self-locking Plate Nut,
Floating – Right Angle
SPS Santa Ana, Calif.



NAS 1067
Self-locking Plate Nut,
Miniature – Modified Base
SPS Santa Ana, Calif.



NAS 1068
Self-locking Plate Nut,
Floating Miniature – Two Lug
SPS Santa Ana, Calif.



NAS 1081
Hex Socket Set Screw – Self-locking
SPS Jenkintown, Pa.



NAS 1083 thru NAS 1088
100° Flush Head Bolt, Titanium,
Dovetail Slot
SPS Salt Lake City, UT



NAS 1100, NAS 1100E, NAS 1100V
Pan Head Bolt, Offset Cruciform Recess
Alloy Steel and A286
SPS Salt Lake City, UT



NAS 1101, NAS 1101E, NAS 1101V
Flat Fillister Head Screw, Offset
Cruciform Recess
Alloy Steel and A286
SPS Salt Lake City, UT



NAS 1102, NAS 1102E, NAS 1102V
100° Flush Head Screw, Offset
Cruciform Recess
Alloy Steel and A286
SPS Salt Lake City, UT



NAS 1121 thru NAS 1128
NAS 1121E thru NAS 1128E
NAS 1121V thru NAS 1128V
Flat Fillister Close Tolerance,
Offset Cruciform Recess
Alloy-Steel and A286
SPS Salt Lake City, UT



NAS 1131 thru NAS 1138
NAS 1131E thru NAS 1138E
NAS 1131V thru NAS 1138V
Pan Head Close Tolerance,
Offset Cruciform Recess
Alloy-Steel and A286
SPS Salt Lake City, UT



NAS 1141 thru NAS 1148
NAS 1141E thru NAS 1148E
NAS 1141V thru NAS 1148V
Brazier Head Bolt Close
Tolerance, Offset Cruciform
Recess
SPS Salt Lake City, UT



NAS 1151 thru NAS 1158
NAS 1151E thru NAS 1158E
NAS 1151V thru NAS 1158V
100° Flush Head Bolt Close Tolerance,
Offset Cruciform Recess
Alloy-Steel and A286
SPS Salt Lake City, UT



NAS 1161 thru NAS 1168
NAS 1161E thru NAS 1168E
NAS 1161V thru NAS 1168V
100° Flush Head Bolt
Self-locking,
Offset Cruciform Recess
SPS Salt Lake City, UT



NAS 1171 thru NAS 1178
NAS 1171E thru NAS 1178E
NAS 1171V thru NAS 1178V
Pan Head Bolt, Self-locking,
Offset Cruciform Recess
SPS Salt Lake City, UT

NAS continued



NAS 1181 thru NAS 1188
NAS 1181E thru NAS 1188E
NAS 1181V thru NAS 1188V
Flat Fillister Head Bolt,
Self-locking Offset Cruciform
Recess Alloy-Steel and A286
SPS Salt Lake City, UT



NAS 1189, NAS 1189E
100° Flush Head Bolt,
Self-locking, Cruciform and Offset
Cruciform Recess
Alloy Steel and A286
SPS Salt Lake City, UT



NAS 1190, NAS 1190E
Pan Head Screw, Self-locking,
Cruciform and Offset Cruciform Recess
Alloy Steel and A286
SPS Salt Lake City, UT



NAS 1191, NAS 1191E
Flat Fillister Head Screw, Self-locking,
Cruciform and Offset Cruciform Recess,
Alloy Steel and A286
SPS Salt Lake City, UT



NAS 1216, NAS 1216E, NAS 1216V
Pan Head Screw, Dovetail Slot,
Alloy Steel, 302 S/S and A286
SPS Salt Lake City, UT



NAS 1217, NAS 1217E, NAS 1217V
Pan Head Screw, Dovetail Slot,
Alloy Steel, 302 S/S and A286
SPS Salt Lake City, UT



NAS 1218, NAS 1218E, NAS 1218V
Pan Head Screw, Dovetail Slot,
Alloy Steel, 302 S/S and A286
SPS Salt Lake City, UT



NAS 1219, NAS 1219E, NAS 1219V
100° Flush Head Screw, Dovetail Slot,
Alloy Steel, 302 S/S and A286
SPS Salt Lake City, UT



NAS 1220, NAS 1220E, NAS 1220V
100° Flush Head Screw, Dovetail Slot,
Alloy Steel, 302 S/S and A286
SPS Salt Lake City, UT



NAS 1221, NAS 1221E, NAS 1221V
100° Flush Head Screw, Dovetail Slot,
Alloy Steel, 302 S/S and A286
SPS Salt Lake City, UT



NAS 1223 thru NAS 1228
NAS 1223C thru 1228C
Hex Head Bolt, Self-locking,
Alloy Steel and A286
SPS Salt Lake City, UT



NAS 1229 thru NAS 1235
Hex Head Bolt, Self-locking,
NAS 1229C thru NAS 1235C
Alloy Steel and A286
SPS Jenkintown, Pa.



NAS 1243 thru NAS 1250
100° Flush Head Bolt, 1/64 Oversize,
Dovetail Slot
SPS Jenkintown, Pa.



NAS 1253 thru NAS 1260
100° Flush Head Bolt, 1/32 Oversize,
Dovetail Slot
SPS Jenkintown, Pa.



NAS 1261 thru NAS 1265
Head Head, Close Tolerance
Short Thread Bolt,
Titanium Alloy – 6AL-4V
SPS Salt Lake City, UT



NAS 1266 thru NAS 1270
Hex Head, Close Tolerance Bolt
Titanium Alloy – 6AL-4V
SPS Salt Lake City, UT



NAS 1271 thru NAS 1275
12-Point Bolt
Titanium Alloy – 6AL-4V
SPS Salt Lake City, UT



NAS 1276 thru NAS 1280
12-Point Bolt
Titanium Alloy – 6AL-4V
SPS Jenkintown, Pa.



NAS 1291
Lightweight, Low Height
Hexagonal Locknut,
Alloy Steel and Stainless Steel
550°F and 800°F
SPS Jenkintown, Pa.



NAS 1292 thru NAS 1296
Threaded Shear Pin, 100° Flush Head
SPS Jenkintown, Pa.



NAS 1303 thru NAS 1320
Superseded by
NAS 6603 thru NAS 6620



NAS 1322 thru NAS 1326
Threaded Shear Pin, Protruding Head
SPS Jenkintown, Pa.




NAS 1351 and NAS 1352
Socket Head Cap Screw
(1960 Series)
SPS Jenkintown, Pa.



NAS 1473
Nut, Cap, Self-Sealing, Self-locking,
Two Lug, Floating, Plate
SPS Santa Ana, Calif.

NAS continued



NAS 1474
Nut, Cap Reduced Rivet Spacing,
Self-Sealing, Self-locking, Two Lug,
Floating, Plate
SPS Santa Ana, Calif.



NAS 1724D, NAS 1724V
Bolt, Taper Shank, Shear,
100° Flush Head
SPS Salt Lake City, UT



NAS 1503 thru NAS 1510
100° Flush Head, Dovetail Slot
Recess Bolt, 95,000 psi Min.
Shear Strength
SPS Salt Lake City, UT



NAS 1725D, NAS 1725V
Bolt, Taper Shank, Shear,
100° Flush Head, Oversize
SPS Salt Lake City, UT



NAS 1578, NAS 1578C, NAS 1578V
Bolt, Shear, Pan Head
1200°F, Dovetail Slot and Offset
Cruciform Recess
SPS Salt Lake City, UT



NAS 1726
Nut, Self-locking, 12 Point,
Captive Washer
Alloy Steel, A-286, Titanium
SPS Jenkintown, Pa.



NAS 1579, NAS 1579C, NAS 1579V
Screw, Pan Head, Full Threaded,
1200°F, Dovetail Slot and Offset
Cruciform Recess
SPS Salt Lake City, UT



NAS 1727
Nut, Self-locking, 12 Point,
Self-Aligning
Alloy Steel, A-286
SPS Jenkintown, Pa.



NAS 1580, NAS 1580C, NAS 1580V
Bolt, Tension, Flush Head,
1200°F, Dovetail and Offset
Cruciform Recess
SPS Salt Lake City, UT



NAS 1728D, NAS 1728V
Bolt, Taper Shank, Shear,
Protruding Head
SPS Salt Lake City, UT



NAS 1581F, NAS 1581C, NAS 1581K
Bolt, Shear, Reduced 100° Flush Head,
1200°F, Offset Cruciform Recess
SPS Salt Lake City, UT



NAS 1729D, 1729V
Bolt, Taper Shank, Shear,
Protruding Head, Oversize
SPS Salt Lake City, UT



NAS 1582, NAS 1582C, NAS 1582V
Screw, Flush Head, Full Threaded,
1200°F, Dovetail Slot and Offset
Cruciform Recess
SPS Salt Lake City, UT



NAS 1731
Nut, Self-locking, Blind
Serrated Head, CRES.
SPS Jenkintown, Pa.



NAS 1732
Nut, Self-locking, Blind, Closed End,
Serrated Head, CRES.
SPS Jenkintown, Pa.



NAS 1586
Bolt, Tension, 12 Pt.
Ext. Wrenching, 1200°F
SPS Jenkintown, Pa.



NAS 1734
Nut, Self-locking, Blind,
Elliptical Head, CRES.
SPS Jenkintown, Pa.



NAS 1587
Washer, Plain and CSK,
1200°F
SPS Jenkintown, Pa.



NAS 1735
Nut, Self-locking, Blind, Closed End,
Elliptical Head
SPS Jenkintown, Pa.



NAS 1588
Bolt, Shear, Hex Head,
1200°F
SPS Jenkintown, Pa.



NAS 1757
Nut, Self-locking, Hexagon, Low Height
Alloy Steel, 450°F
SPS Jenkintown, Pa.



NAS 1603 thru NAS 1610
1/32 Oversize, Dovetail Slot
SPS Salt Lake City, UT



NAS 1758
Nut, Self-locking, Double Hexagon,
Extended Washer, Alloy Steel, 450°F
SPS Jenkintown, Pa.



NAS 1703 thru NAS 1710
1/64 Oversize, Dovetail Slot
SPS Salt Lake City, UT

NAS continued



NAS 1759
Nut, Self-locking, Double Hexagon, Shear,
450°F, Steel
SPS Jenkintown, Pa.



NAS 1765
Nut, Self-locking, Plate, Two Lug,
Floating, Self-Aligning, Steel A-286
SPS Santa Ana, Calif.



NAS 1766
Nut, Self-locking, Plate, Corner,
Counterbored, Floating,
Steel, A-286
SPS Santa Ana, Calif.



NAS 1767, NAS 1767C, NAS 1767V
Bolt, 100° Reduced Flush Head,
Dovetail Slot Recess
SPS Salt Lake City, UT



NAS 1770
Nut, Self-locking, Plate Two Lug,
Low Height, Counterbored, 160 KSI,
Steel, A-286
SPS Santa Ana, Calif.



NAS 1771
Nut, Self-locking, Plate, One Lug,
Low Height, Counterbored, 160 KSI,
Steel, A-286
SPS Santa Ana, Calif.



NAS 1772
Nut, Self-locking, Plate, Corner,
Low Height, Counterbored, 160 KSI,
Steel, A-286
SPS Santa Ana, Calif.



NAS 1773
Nut, Self-locking, Plate, Two Lug,
Low Height, Counterbored, Floating,
Steel, A-286, 160 KSI
SPS Santa Ana, Calif.



NAS 1774
Nut, Self-locking, Plate, One Lug,
Low Height, Counterbored, Floating,
Steel, A-286, 160 KSI
SPS Santa Ana, Calif.



NAS 1775
Nut, Self-locking, Plate, Two Lug,
Low Height, Counterbored, Reduced
Rivet Spacing, Steel, A-286, 160 KSI
SPS Santa Ana, Calif.



NAS 1776
Nut, Self-locking, Plate, One Lug,
Low Height, Counterbored, Reduced
Rivet Spacing, Steel, A-286, 160 KSI
SPS Santa Ana, Calif.



NAS 1777
Nut, Self-locking, Plate, Corner,
Low Height, Counterbored, Reduced
Rivet Spacing, Steel, A-286, 160 KSI
SPS Santa Ana, Calif.



NAS 1778
Nut, Self-locking, Plate, One Lug,
Low Height, Corner, C'bored, Side
by Side, Steel, A-286, 160 KSI
SPS Santa Ana, Calif.



NAS 1779
Nut, Self-locking, Plate, Two Lug,
Low Height, C'bored, Floating, 160 KSI,
Reduced Rivet Spacing, Steel, A-286
SPS Santa Ana, Calif.



NAS 1785
Bolt, Tension, Double Hexagon,
220 KSI, 900°F
SPS Jenkintown, Pa.



NAS 1790, NAS 1790C, NAS 1790V
Bolt, 100° Flush Head, Shear,
Dovetail Slot Recess
SPS Salt Lake City, UT



NAS 1791
Nut, Self-locking, Plate, Two Lug,
Floating Variable C'bored, Steel, A-286
SPS Santa Ana, Calif.



NAS 1792
Nut, Self-locking, Plate, One Lug,
Floating Variable C'bored, Steel, A-286
SPS Santa Ana, Calif.



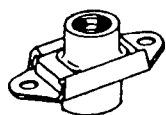
NAS 1793
Nut, Self-locking, Plate, Corner,
Floating Variable C'bored, Steel, A-286
SPS Santa Ana, Calif.



NAS 1794
Nut, Self-locking, C'bored,
Replaceable Element
SPS Santa Ana, Calif.



NAS 1795
Retaining Clip – Replaceable
Nut Plate
SPS Santa Ana, Calif.



NAS 1803
Nut, Self-locking, Plate, Two Lug,
Floating, Spring Loaded, Steel
SPS Santa Ana, Calif.



NAS 1804
Nut, Self-locking, Double Hexagon,
Extended Washer, Alloy Steel
SPS Jenkintown, Pa.

NAS continued



NAS 1805
Nut, Self-locking, Double Hexagon,
Extended Washer, CRES.
SPS Jenkintown, Pa.



NAS 1870
Nut, Self-locking, Plate, Two Lug,
Floating, Deep C'bored, Steel, A-286
SPS Santa Ana, Calif.



NAS 1953 thru NAS 1958
NAS 1953C thru NAS 1958C
Bolt Shear Hex Head,
Alloy Steel, Titanium, A-286
SPS Salt Lake City, UT



NAS 1959 thru NAS 1970
NAS 1959C thru NAS 1970C
Bolt Shear Hex Head,
Alloy Steel, Titanium, A-286
SPS Jenkintown, Pa.



NAS 1972 thru NAS 1980
NAS 1972C thru NAS 1980C
Bolt 100° Flush Head, Offset Cruciform
and Dovetail Slot, Alloy Steel, Titanium,
A-286
SPS Salt Lake City, UT



NAS 1982 thru NAS 1990
NAS 1982C thru NAS 1990C
Bolt Brazier Head, Offset Cruciform and
Dovetail Slot, Alloy Steel, Titanium, A-286
SPS Salt Lake City, UT



NAS 1992 thru NAS 2000
NAS 1992V thru NAS 2000V
Bolt 100° Flush Head, Dovetail Slot and
Offset Cruciform Recess, Alloy Steel,
Titanium, A-286
SPS Salt Lake City, UT



NAS 2005 thru NAS 2012
Pan Head Lock Bolt, Titanium
SPS Jenkintown, Pa.



NAS 2105 thru NAS 2112
100° Flush Head Lock Bolt, Titanium
SPS Jenkintown, Pa.



NAS 2115 thru NAS 2122
Lock Bolt, Tension 100° Flush Head,
Standard and Oversize, Titanium
SPS Jenkintown, Pa.



NAS 2125 thru NAS 2132
Lock Bolt, Tension 100° Crown Head,
Standard and Oversize, Titanium
SPS Jenkintown, Pa.



NAS 2205 thru NAS 2212
Lock Bolt, Tension Protruding Head,
Stump Type, Titanium
SPS Salt Lake City, UT



NAS 2306 thru NAS 2312
100° Flush Head Lock Bolt, Titanium
SPS Salt Lake City, UT



NAS 2315 thru NAS 2322
Lock Bolt, Tension 100° Head,
Stump Type, Titanium
SPS Salt Lake City, UT



NAS 2325 thru NAS 2332
Lock Bolt, Tension 100° Crown
Head Stump Type, Titanium
SPS Salt Lake City, UT



NAS 2406 thru NAS 2412
Flat Head Lock Bolt, Titanium
SPS Jenkintown, Pa.



NAS 2506 thru NAS 2512
100° Flush Head Lock Bolt, Titanium
SPS Jenkintown, Pa.



NAS 2605 thru NAS 2612
Flat Head Lock Bolt, Titanium
SPS Salt Lake City, UT



NAS 2705 thru NAS 2712
100° Flush Head Lock Bolt, Titanium
SPS Salt Lake City, UT



NAS 2803 thru NAS 2810
100° Flush Head Bolt, Offset
Cruciform Recess
SPS Salt Lake City, UT



NAS 2813 thru NAS 2830
Bolt, Shear, Hex Head, Alloy Steel,
Titanium, A-286
SPS Salt Lake City, UT



NAS 2842 thru NAS 2850
Bolt, Brazier Head, Dovetail Slot and
Offset Cruciform Recess
SPS Jenkintown, Pa.



NAS 2852 thru NAS 2860
Bolt, Shear, 100° Crown Reduced, Head,
Dovetail Slot and Offset Cruciform Recess
SPS Jenkintown, Pa.

























* NAS 4104 thru NAS 4116
100° Flush Head Bolt, Alloy Steel,
Tri-Slot Recess, Long Thread,
Self-locking and Non-locking
SPS Salt Lake City, UT



* NAS 4204 thru NAS 4216
100° Flush Head Bolt, A-286,
Tri-Slot Recess, Long Thread,
Self-locking and Non-locking
SPS Salt Lake City, UT





















* over 5/16" diameter manufactured in
Jenkintown, Pa.

NAS continued

	* NAS 4304 thru NAS 4316 100° Flush Head Bolt, Titanium, Tri-Slot Recess, Long Thread, Self-locking and Non-locking SPS Salt Lake City, UT		NAS 5400 thru NAS 5406 Flat Fillister Head Machine Screw, Tri-Slot Recess, Full Thread, A-286, CRES, Steel SPS Salt Lake City, UT
	* NAS 4400 thru NAS 4416 100° Flush Head Bolt, Alloy Steel, Tri-Slot Recess, Short Thread, Self-locking and Non-locking SPS Salt Lake City, UT		NAS 5500 thru NAS 5506 Flat Fillister Head Machine Screw, Tri-Slot Recess, Full Thread, Titanium SPS Salt Lake City, UT
	* NAS 4500 thru NAS 4516 100° Flush Head Bolt, A-286, Tri-Slot Recess, Short Thread, Self-locking and Non-locking SPS Salt Lake City, UT		NAS 5600 thru NAS 5606 100° Flush Head Screw, Alloy Steel, Tri-Slot Recess, Full Thread, Self-locking and Non-locking SPS Salt Lake City, UT
	* NAS 4600 thru NAS 4616 100° Flush Head Bolt, Titanium, Tri-Slot Recess, Short Thread, Self-locking and Non-locking SPS Salt Lake City, UT		NAS 5700 thru NAS 5706 100° Flush Head Screw, A-286, Tri-Slot Recess, Full Thread, Self-locking and Non-locking SPS Salt Lake City, UT
	* NAS 4703 thru NAS 4716 100° Reduced Flush Head Bolt, Tri-Slot Recess, Short Thread, Non-locking SPS Salt Lake City, UT		NAS 5800 thru NAS 5806 100° Flush Head Screw, Titanium, Tri-Slot Recess, Full Thread, Self-locking and Non-locking SPS Salt Lake City, UT
	* NAS 4803 thru NAS 4816 100° Reduced Flush Head Bolt, Tri-Slot Recess, Short Thread, A-286, Non-locking SPS Salt Lake City, UT		NAS 5900 thru NAS 5903 Screw, Hex Head, Tri-Slot Recess Alloy Steel, Full Thread SPS Salt Lake City, UT
	* NAS 4903 thru NAS 4916 100° Reduced Flush Head Bolt, Tri-Slot Recess, Short Thread, Titanium, Non-locking SPS Salt Lake City, UT		NAS 6000 thru NAS 6003 Hex Head, A-286, Tri-Slot Recess, Full Thread, Non-locking SPS Salt Lake City, UT
	NAS 5000 thru NAS 5006 Pan Head Bolt, Alloy Steel, Tri-Slot Recess, Short Thread, SPS Salt Lake City, UT		NAS 6100 thru NAS 6103 Hex Head Screw, Titanium, Tri-Slot Recess, Full Thread, Non-locking SPS Salt Lake City, UT
	NAS 5100 thru NAS 5106 Pan Head Bolt, A-286, Tri-Slot Recess, Short Thread, SPS Salt Lake City, UT		* NAS 6203 thru NAS 6220 Hex Head Close Tolerance, Short Thread Bolt, Alloy Steel, Self-locking and Non-locking SPS Salt Lake City, UT
	NAS 5200 thru NAS 5206 Pan Head Bolt, Titanium, Tri-Slot Recess, Short Thread, SPS Salt Lake City, UT		* NAS 6303 thru NAS 6320 Hex Head Close Tolerance, Short Thread Bolt, A-286, Self-locking and Non-locking SPS Salt Lake City, UT
	NAS 5300 thru NAS 5306 Flat Fillister Head Machine Screw, Tri-Slot Recess, Full Thread, Alloy Steel SPS Salt Lake City, UT		NAS 6403 thru NAS 6408 Hex Head Close Tolerance, Short Thread Bolt, Titanium, Self-locking and Non-locking SPS Salt Lake City, UT

* over 5/8" diameter manufactured in Jenkintown, Pa.

NAS continued

- | | | | |
|---|--|--|---|
|  | NAS 6409 thru NAS 6420
Hex Head Close Tolerance,
Short Thread Bolt, Titanium, Self-locking
and Non-locking
SPS Jenkintown, Pa. |  | * NAS 7500 thru NAS 7516
Bolt, 100° Flush Head, A-286,
Cruciform Recess, Short Thread,
Self-locking and Non-locking
SPS Salt Lake City, UT |
|  | NAS 6500 thru NAS 6506
Screw 100° Oval Head, Tri-Slot Recess,
Self-locking and Non-locking,
Full Thread Bolt, A-286
SPS Salt Lake City, UT |  | NAS 7600 thru NAS 7616
Bolt, 100° Flush Head, Titanium,
Cruciform Recess, Short Thread,
Self-locking and Non-locking
SPS Salt Lake City, UT |
|  | * NAS 6603 thru NAS 6620
Hex Head Close Tolerance,
Long Thread Bolt, Alloy Steel,
Self-locking and Non-locking,
SPS Salt Lake City, UT |  | NAS 7700 thru NAS 7706
Bolt, Pan Head, Alloy Steel,
Cruciform Recess, Short Thread,
Self-locking and Non-locking
SPS Salt Lake City, UT |
|  | * NAS 6703 thru NAS 6712
Hex Head Close Tolerance,
Long Thread Bolt, A-286,
Self-locking and Non-locking,
SPS Salt Lake City, UT |  | * NAS 7800 thru NAS 7806
Bolt, Pan Head, A-286,
Cruciform Recess, Short Thread,
Self-locking and Non-locking
SPS Salt Lake City, UT |
|  | * NAS 6803 thru NAS 6820
Hex Head Close Tolerance,
Long Thread Bolt, Titanium,
Self-locking and Non-locking,
SPS Salt Lake City, UT |  | * NAS 7900 thru NAS 7906
Bolt, Pan Head, Titanium,
Cruciform Recess, Short Thread,
Self-locking and Non-locking
SPS Salt Lake City, UT |
|  | NAS 6900 thru NAS 6906
Screw Pan Head, Tri-Slot Recess,
Self-locking and Non-locking,
Full Thread Bolt, A-286
SPS Salt Lake City, UT |  | NAS 8000 thru NAS 8006
Screw, Pan Head, Steel,
Cruciform Recess, Full Thread,
Self-locking and Non-locking
SPS Salt Lake City, UT |
|  | * NAS 7103 thru NAS 7116
Bolt, 100° Flush Head, Steel,
Cruciform Recess, Long Thread,
Self-locking and Non-locking
SPS Salt Lake City, UT |  | NAS 8100 thru NAS 8106
Screw, Pan Head, A-286,
Cruciform Recess, Full Thread,
Self-locking and Non-locking
SPS Salt Lake City, UT |
|  | * NAS 7203 thru NAS 7216
Bolt, 100° Flush Head, A-286,
Cruciform Recess, Long Thread,
Self-locking and Non-locking
SPS Salt Lake City, UT |  | NAS 8200 thru NAS 8206
Screw, Pan Head, Titanium,
Cruciform Recess, Full Thread,
Self-locking and Non-locking
SPS Salt Lake City, UT |
|  | * NAS 7303 thru NAS 7316
Bolt, 100° Flush Head, Titanium,
Cruciform Recess, Long Thread,
Self-locking and Non-locking
SPS Salt Lake City, UT |  | NAS 8302 thru NAS 8304
Screw, Machine, Washer Head
Full Thread, Cruciform Recess,
Alloy Steel
SPS Salt Lake City, UT |
|  | * NAS 7400 thru NAS 7416
Bolt, 100° Flush Head, Steel,
Cruciform Recess, Short Thread,
Self-locking and Non-locking
SPS Salt Lake City, UT |  | NAS 8402 thru NAS 8404
Screw, Machine, Washer Head,
Full Thread, Cruciform Recess,
A286 CRES
SPS Salt Lake City, UT |

*over 5/8" diameter manufactured in Jenkintown, Pa.

NAS continued



* NAS 8602 thru NAS 8616
Bolt, 100° Reduced Head, Cruciform
Recess, Close Tolerance, Alloy Steel,
Short Thread
SPS Salt Lake City, UT



* NAS 8702 thru NAS 8716
Bolt, 100° Reduced Head, Cruciform
Recess, Close Tolerance, A286,
Short Thread
SPS Salt Lake City, UT



NAS 8802 thru NAS 8816
Bolt, 100° Reduced Head, Cruciform
Recess, Close Tolerance, 6AL-4V
Titanium Alloy, Short Thread
SPS Salt Lake City, UT



NAS 9001 thru NAS 9006
Screw, Hex head, Offset Cruciform-
Ribbed
Recess, Full Thread, Alloy Steel, 160,000
PSI Tensile
SPS Salt Lake City, UT



NAS 9101 thru NAS 9106
Screw, Hex head, Offset Cruciform-
Ribbed
Recess, Full Thread, Alloy Steel, 160,000
PSI Tensile
SPS Salt Lake City, UT



NAS 9201 thru NAS 9206
Screw, Hex Head, Offset Cruciform-
Ribbed Recess, Full Thread, Titanium
Alloy 6AL-4V 160,000 PSI Tensile
SPS Salt Lake City, UT

*over $\frac{5}{8}$ " diameter manufactured in
Jenkintown, Pa.

NA METRIC



NA 0027 and NA 0028
Nut, Self-locking, Plate, Two Lug,
Floating,
Low Height, C'bored, Steel, A-286
SPS Santa Ana, Calif.



NA 0029 and NA 0030
Nut, Self-locking, 12 Spline Drive,
Alloy Steel, A-286
SPS Jenkintown, Pa.



NA 0031 and NA 0032
Nut, Self-locking, Plate, One Lug, Fixed,
Low Height, C'bored, Steel, A-286
SPS Santa Ana, Calif.



NA 0033 and NA 0034
Nut, Self-locking, Hexagon,
Extended Washer, Alloy Steel, A-286
SPS Jenkintown, Pa.



NA 0035
Screw, Close Tolerance, Pan Head,
Offset Cruciform Recess, Alloy Steel
SPS Jenkintown, Pa.



NA 0036
Bolt, Close Tolerance, Hex Head,
Alloy Steel
SPS Jenkintown, Pa.



NA 0037
Bolt, Close Tolerance, Hex head,
Titanium
SPS Jenkintown, Pa.



NA 0038
Screw, Close Tolerance, 100° Flush Head,
Offset Cruciform Recess, Alloy Steel
SPS Jenkintown, Pa.



NA 0039
Screw, Close Tolerance, 100° Flush Head,
Offset Cruciform Recess, Titanium
SPS Jenkintown, Pa.



NA 0040 and NA 0041
Nut, Self-locking, Plate, Two Lug, Fixed,
Low Height, C'bored, Steel, A-286
SPS Santa Ana, Calif.



NA 0042
Screw, Close Tolerance, 100° Flush Head,
Offset Cruciform Recess, A-286
SPS Jenkintown, Pa.



NA 0045
Bolt, Close Tolerance, Hex Head,
Cross Drilled Thread and Head, A-286
SPS Jenkintown, Pa.



NA 0046
Screw, Close Tolerance, Pan Head,
Offset Cruciform Recess, A-286
SPS Jenkintown, Pa.



NA 0047
Screw, Close Tolerance, Pan Head,
Offset Cruciform Recess, Titanium
SPS Jenkintown, Pa.



NA 0049
Nut, Self-locking, Castellated, Reduced
Hexagon, Shear, Alloy Steel
SPS Jenkintown, Pa.



NA 0050
Nut, Self-locking, Castellated,
Reduced Hexagon, Tensile
SPS Jenkintown, Pa.



NA 0058
Bolt, Spline Drive, Close Tolerance,
Alloy Steel
SPS Jenkintown, Pa.



NA 0059
Bolt, Spline Drive, Close Tolerance, A-286
SPS Jenkintown, Pa.



NA 0060
Screw, Close Tolerance, 100° Flush Head,
Offset Cruciform Recess, Alloy Steel
SPS Jenkintown, Pa.



NA 0061
Nut, Self-locking, Spline Drive, Alloy Steel
SPS Jenkintown, Pa.



NA 0062
Bolt, Spline Drive, Close Tolerance,
Alloy Steel
SPS Jenkintown, Pa.



NA 0063
Bolt, Spline Drive, Close Tolerance,
Alloy Steel
SPS Jenkintown, Pa.



NA 0064 thru NA 0066
Nut, Hexagon, Thin, Optional Lockwire
Hole, Steel & CRES
SPS Jenkintown, Pa.



NA 0067
Screw, Dual Wrenching, Hex Head, Offset
Cruciform Recess, Full Thread, A-286
SPS Jenkintown, Pa.



NA 0068
Screw, Pan Head, Offset Cruciform
Recess, Full Thread, A-286
SPS Jenkintown, Pa.

NA continued

METRIC



NA 0069
Screw, Socket Head Cap, Full Thread,
A-286
SPS Jenkintown, Pa.



NA 0090
Screw, Pan Head, Offset Cruciform
Recess, Full Thread, Titanium
SPS Jenkintown, Pa.



NA 0070
Screw, Close Tolerance, 100° Flush Head,
Offset Cruciform Recess, Full Thread,
A-286
SPS Jenkintown, Pa.



NA 0091
Screw, 100° Flush Head, Offset Cruciform
Recess, Full Thread, Alloy Steel
SPS Jenkintown, Pa.



NA 0073 and NA 0074
Nut, Self-locking, Plate, One Lug,
Floating,
Low Height, C'bored, Steel & A-286
SPS Santa Ana, Calif.



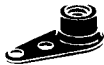
NA 0092
Screw, 100° Flush Head, Offset Cruciform
Recess, Full Thread, Titanium
SPS Jenkintown, Pa.



NA 0075 and NA 0076
Nut, Self-locking, Hexagon,
Captive Washer, Alloy Steel & A-286
SPS Jenkintown, Pa.



NA 0093 and NA 0094
Nut, Self-locking, Plate, Corner, Floating,
Low Height, C'bored, Steel & A-286
SPS Santa Ana, Calif.



NA 0077 and NA 0078
Nut, Self-locking, Plate, One Lug,
Fixed, Low Height, C'bored, Steel & A-286
SPS Santa Ana, Calif.



NA 0095 and NA 0096
Nut, Self-locking, Plate, Corner, Fixed,
Low Height, C'bored, Steel & A-286
SPS Santa Ana, Calif.



NA 0079 and NA 0080
Nut, Self-locking, Plate, Two Lug, Fixed,
Low Height, C'bored, Steel & A-286,
Reduced Rivet Spacing
SPS Santa Ana, Calif.



NA 0113
Screw, Dual Wrenching, Hex Head, Offset
Cruciform Recess, Full Thread, Titanium
SPS Jenkintown, Pa.



NA 0114
Screw, Dual Wrenching, Hex Head, Offset
Cruciform Recess, Full Thread, Alloy Steel
SPS Jenkintown, Pa.



NA 0081 and NA 0082
Nut, Self-locking, Plate, Corner, Fixed,
Low Height, C'bored, Steel & A-286,
Reduced Rivet Spacing
SPS Santa Ana, Calif.



NA 0123
Screw, Close Tolerance, 100° Reduced
Crown Head, Offset Cruciform Recess,
Alloy Steel
SPS Jenkintown, Pa.



NA 0083 and NA 0084
Nut, Self-locking, Plate, Side by Side,
Fixed, Low Height, C'bored, Steel, A-286
SPS Santa Ana, Calif.



NA 0124
Screw, Close Tolerance, 100° Reduced
Crown Head, Offset Cruciform Recess,
A-286
SPS Jenkintown, Pa.



NA 0085 and NA 0086
Nut, Self-locking, Plate, Two Lug,
Floating,
Low Height, C'bored, Steel & A-286,
Reduced Rivet Spacing
SPS Santa Ana, Calif.



NA 0125
Screw, Close Tolerance, 100° Reduced
Crown Head, Offset Cruciform Recess,
Titanium
SPS Jenkintown, Pa.



NA 0087 and NA 0088
Nut, Self-locking, Plate, Side by Side,
Low Height, C'bored, Steel, & A-286
SPS Santa Ana, Calif.



NA 0133
Nut, Self-locking, Barrel, Floating,
Alloy Steel
SPS Jenkintown, Pa.



NA 0089
Screw, Pan Head, Offset Cruciform
Recess, Full Thread, Alloy Steel
SPS Jenkintown, Pa.

AN



AN 361 and AN 362
Nutt-Shel, Self-locking Plate Nut, Two Lug
SPS Santa Ana, Calif.



AN 373
Nutt-Shel, Self-locking, Plate Nut, Two
Lug, 250°F
SPS Santa Ana, Calif.



AN 363 and AN 365
Flexloc Nut, Full Height, Self-locking
SPS Jenkintown, Pa.



AN 565
Socket Set Screws
SPS Jenkintown, Pa.



AN 364
Flexloc Nut, Thin, Self-locking
SPS Jenkintown, Pa.



AN 932
Plug, Pipe, Hexagon Recess
SPS Jenkintown, Pa.



AN 366
Nutt-Shel, Self-locking, Plate Nut, Two
Lug, 250°F
SPS Santa Ana, Calif.

MS



MS 9033 thru MS 9039
12 Point Bolt A-286 – 1200°
SPS Jenkintown, Pa.



MS 9047 and MS 9048
Spring Pin
SPS Jenkintown, Pa.



MS 9060 thru MS 9066
12 Point Bolt A-286 – 1200° D.H.
SPS Jenkintown, Pa.



MS 9088 thru MS 9094
12 Point Bolt – Steel D.H.
SPS Jenkintown, Pa.



MS 9110 thru MS 9113
12 Point Bolt, AMS 5731, Extended
Washer Head, Close Tolerance Shank
SPS Jenkintown, Pa.



MS 9146 and MS 9152
12 Point Bolt – Steel - Cad. Plate
SPS Santa Ana, Calif.



MS 9157 and MS 9163
12 Point Bolt – Steel
SPS Jenkintown, Pa.



MS 9169 thru MS 9175
12 Point Bolt – Steel, D.H.
SPS Jenkintown, Pa.



MS 9177 thru MS 9178
12 Point Bolt A-286 – 1200°
SPS Jenkintown, Pa.



MS 9183 thru MS 9186
12 Point Bolt – Steel
SPS Jenkintown, Pa.



MS 9187 thru MS 9188
12 Point Bolt A-286 – 1200° D.H.
SPS Jenkintown, Pa.



MS 9189 thru MS 9190
12 Point Machine Screw, Alloy Steel
SPS Jenkintown, Pa.



MS 9191 and MS 9192
12 Point Machine Screw, Alloy Steel,
Drilled Head
SPS Jenkintown, Pa.



MS 9206 thru MS 9223
12 Point Screw – Steel AM 6304
Diffused Nickel – Cadmium Plated
SPS Jenkintown, Pa.



MS 9224
12 Point Bolt A-286 – 1200°
SPS Jenkintown, Pa.



MS 9281 thru MS 9291
Bolt, Hexagon Head, AMS 6322
SPS Jenkintown, Pa.



MS 9292 thru MS 9302
Bolt, Hexagon Head, Drilled, 1 Hole,
AMS 6322
SPS Jenkintown, Pa.



MS 9316 and MS 9317
Slotted Hex Head Machine Screw
SPS Jenkintown, Pa.



MS 9397 thru MS 9402
Chamfered Tee Head Bolt, AMS 6322,
Cadmium Plated
SPS Jenkintown, Pa.



MS 9432 thru MS 9437
Bolt, Tee Head, AMS 5735, Chamfered
SPS Jenkintown, Pa.



MS 9438 thru MS 9439
Screw, Hexagon Hed, Drilled, 1 Hole,
AMS 6304
SPS Jenkintown, Pa.



MS 9440 thru MS 9448
Bolt, Machine – Steel AMS 6304, Diffused
Nickel – Cadmium Plated, Hexagon Head,
Drilled
SPS Jenkintown, Pa.



MS 9449 thru MS 9459
Screw, Machine – Steel AMS 6304,
Diffused Nickel – Cadmium Plated,
Hexagon Head
SPS Jenkintown, Pa.



MS 9489 thru MS 9494 & MS 9496
Bolt, Hexagon Head, AMS 5731, CRES
SPS Jenkintown, Pa.



MS 9500 thru MS 9503,
MS 9505 thru MS 9506
Bolt, Hexagon Head, Drilled, 1 Hole,
AMS 5731, CRES
SPS Jenkintown, Pa.



MS 9516 thru MS 9526
Hex Head Machine Screw, AMS 6322,
Cadmium Plated
SPS Jenkintown, Pa.



MS 9527 thru MS 9534
Hex Head Machine Screw, Drilled Head,
1 Hole, AMS 6322, Cadmium Plated
SPS Jenkintown, Pa.

MS continued



MS 9554 thru MS 9561
12 Point Bolt, AMS 5731, Extended
Washer Head
SPS Jenkintown, Pa.



MS 9564 thru MS 9568
12 Point Bolt, AMS 5731, Extended
Washer Head, Drilled, 4 Holes
SPS Jenkintown, Pa.



MS 9572 thru MS 9580
12 Point Bolt, AMS 5731, Extended
Washer Head, Drilled, 4 Holes,
Silver Plated
SPS Jenkintown, Pa.



MS 9583 thru MS 9589
Bolt, Hexagon Head, Drilled, 6 Holes,
AMS 5731, CRES
SPS Jenkintown, Pa.



MS 9631, MS 9633, MS 9638
Bolt, Hex Head, P.D. Shank, Titanium
SPS Jenkintown, Pa.



MS 9676 thru MS 9679
12 Point Bolt, AMS 5731, Extended
Washer Head, Cupwasher, Locked
SPS Jenkintown, Pa.



MS 9681
12 Point Bolt, AMS 6322, Extended
Washer Head, Cupwasher, Locked
SPS Jenkintown, Pa.



MS 9685 thru MS 9687
Bolt, Hexagon Head, Drilled, P.D. Shank,
AMS 6304
SPS Jenkintown, Pa.



MS 9696 th MS 9699
12 Point Bolt, AMS 5708, Extended
Washer Head
SPS Jenkintown, Pa.



MS 9705
12 Point Bolt, AMS 5708, Extended
Washer Head, Drilled, 4 Holes
SPS Jenkintown, Pa.



MS 9712, MS 9714 thru MS 9716
12 Point Bolt, AMS 57808, Extended
Washer Head, Drilled, 4 Holes,
Silver Plated
SPS Jenkintown, Pa.



MS 9724
12 Point Bolt, AMS 5708, Extended
Washer Head, Full Shank
SPS Jenkintown, Pa.



MS 9732 thru MS 9734
12 Point Bolt, AMS 5643, Extended
Washer Head, P.D. Shank
SPS Jenkintown, Pa.



MS 9741 thru MS 9743
12 Point Bolt, AMS 5643, Extended
Washer Head, Drilled, P.D. Shank
SPS Jenkintown, Pa.



MS 9750 and MS 9751
12 Point Bolt, Titanium, Extended
Washer Head, P.D. Shank
SPS Jenkintown, Pa.



MS 9759 thru MS 9761
12 Point Bolt, Titanium, Extended
Washer Head, Drilled, P.D. Shank
SPS Jenkintown, Pa.



MS 9783 thru MS 9786, MS 9788
and MS 9790
Bolt, Hex Head, 17-4 PH, Full Shank
SPS Jenkintown, Pa.



MS 9796
Bolt, Hex Head, 17-4 PH, Full Shank,
Drilled Head
SPS Jenkintown, Pa.



MS 9805 thru MS 9808
Bolt, Hex head, P.D. Shank, AMS 5643
SPS Jenkintown, Pa.



MS 9816 and MS 9821
Bolt, Hex head, Drilled, P.D. Shank,
AMS 5643
SPS Jenkintown, Pa.



MS 9885 thru MS 9887, MS 9890
12 Point Bolt, AMS 5616, Extended
Washer Head
SPS Jenkintown, Pa.



MS 9894 and MS 9895
Bolt, 12 Point, Extended Washer Head,
Drilled, 4 Holes, AMS 5616
SPS Jenkintown, Pa.



MS 9914, MS 9917 and MS 9918
Bolt, 12 Point, Extended Washer Head,
P.D. Shank, Steel
SPS Jenkintown, Pa.



MS 9923 and MS 9924
Bolt, 12 Point, Extended Washer Head,
Drilled, 4 Holes, P.D. Shank, Steel
SPS Jenkintown, Pa.



MS 9933
Bolt, 12 Point, Extended Washer Head,
Full Shank, Steel
SPS Jenkintown, Pa.

MS continued



MS 9944 and MS 9947
Bolt, 12 Point, Extended Washer Head,
Drilled, 4 Holes, Full Shank, Steel
SPS Jenkintown, Pa.



MS 9958 thru MS 9964
Bolt, Hex Head, Drilled, 6 Holes,
P.D. Shank, Steel
SPS Jenkintown, Pa.



MS 14144
Nut, Self-locking, Castellated,
Light Weight, Steel
SPS Jenkintown, Pa.



MS 14145
Nut, Self-Locking, Castellated,
Light Weight, Thin, Steel
SPS Jenkintown, Pa.



MS 14146
Nut, Self-locking, Castellated, C'bored,
Captive Washer, Steel
SPS Jenkintown, Pa.



MS 14155
Washer, Csk., Two Sides
SPS Jenkintown, Pa.



MS 14156
Nut, Self-locking, Spline Drive, Flanged,
Wheel, Steel 180 KSI
SPS Jenkintown, Pa.



SPS 14157
Bolt, Tension, Spline Drive, Wheel,
Steel 180 KSI
SPS Jenkintown, Pa.



MS 14163
Bolt, Tension, Spline Drive, Wheel,
Steel 220 KSI
SPS Jenkintown, Pa.



MS 14164
Bolt, Self-locking, Spline Drive, Flanged,
Wheel, Steel 220 KSI
SPS Jenkintown, Pa.



MS 14177
Washer, Csk., Two Sides, Steel 220 KSI
SPS Jenkin town, Pa.



MS 14181
Bolt, Tension, Spline Drive, Wheel,
Inconel 718
SPS Jenkintown, Pa.



MS 14182
Nut, Self-locking, Spline Drive, Flanged,
Wheel, Inconel 718, 220 KSI
SPS Jenkintown, Pa.



MS 14183
Washer, Csk. and Plain
SPS Jenkintown, Pa.



MS 14490
Bolt, Wheel, Nickel Alloy 718, 220 KSI,
Ftu, 132 KSI Fsu, 450°F, External
Wrenching, Spline Drive, Flanged Head
SPS Jenkintown, Pa.



MS 14491
Nut, Wheel, Self-locking, Flanged, Nickel
Alloy 718, 220 KSI, FtU, 450°F,
Spline Drive
SPS Jenkintown, Pa.



MS 16555
Dowel Pin, .0002" over nominal size
SPS Jenkintown, Pa.



MS 16556
Dowel Pin, .001" over nominal size
SPS Jenkintown, Pa.



MS 16995 and MS 16996
Screw, Cap, Socket Head, Hexagon,
CRES, 1960 Series
SPS Jenkintown, Pa.



MS 16997 and MS 16998
Screw, Cap, Socket Head, Hexagon,
Alloy Steel, Cadmium Plated, 1960 Series
SPS Jenkintown, Pa.



MS 18063 thru MS 18064 and MS 18067
Screw, Set, Self-locking, Hexagonal
Wrenching,
Points: Cup, Flat, Cone, Alloy Steel, S/S
SPS Jenkintown, Pa.



MS 18153
Bolt, Hex Head, Cap, Grade 8 UNF
Cleveland, OH



MS 18154
Bolt, Hex Head, Cap, Grade 8 UNC
SPS Cleveland, OH



MS 20004 thru MS 20024
Internal Wrenching Bolt
SPS Jenkintown, Pa.



MS 20033 thru MS 20046
Hex Head Bolt - Machine 1200°
SPS Jenkintown, Pa.



MS 20073 and MS 20074
Hex Head Bolt, D.H.
SPS Jenkintown, Pa.

MS continued



MS 20500
Flexloc Nut – Self-locking 1200°F
SPS Jenkintown, Pa.



MS 20501
Self-locking Plate Nut, Two Lug, 1200°F
SPS Santa Ana, Calif.



MS 21042
Lightweight, Low Height, 450°F,
Hexagonal Locknut, Alloy Steel and
Stainless Steel
SPS Jenkintown, Pa.



MS 21043
Lightweight, Reduced Height, 800°F,
Hexagonal Locknut
SPS Jenkintown, Pa.



MS 21044
Nut, Self-locking, Hexagon, Regular
Height, 250°F
SPS Jenkintown, Pa.



MS 21045
Nut, Self-locking, Hexagon, Regular
Height, 450°F
SPS Jenkintown, Pa.



MS 21046
Nut, Self-locking, Hexagon, Regular
Height, 800°F
SPS Jenkintown, Pa.



MS 21047 and MS 21048
Nut, Self-locking, Plate, Two Lug,
Low Height
SPS Santa Ana, Calif.



MS 21049 and MS 21050
Nut, Self-locking, Plate, Two Lug,
Low Height, 100° Csk.
SPS Santa Ana, Calif.



MS 21051 and MS 21052
Nut, Self-locking, Plate, One Lug,
Low Height
SPS Santa Ana, Calif.



MS 21053 and MS 21054
Nut, Self-locking, Plate, One Lug,
Low Height, 100° Csk.
SPS Santa Ana, Calif.



MS 21055 and MS 21056
Nut, Self-locking, Plate, Corner,
Low Height
SPS Santa Ana, Calif.




MS 21057 and MS 21058
Nut, Self-locking, Plate, Corner,
Low Height, 100° Csk.
SPS Santa Ana, Calif.




MS 21059 and MS 21060
Nut, Self-locking, Plate, Two Lug,
Floating, Low Height
SPS Santa Ana, Calif.




MS 21061 and MS 21062
Nut, Self-locking, Plate, One Lug,
Floating, Low Height
SPS Santa Ana, Calif.



MS 21063
Channel, Floating, Low Height, 250°F,
125 KSI
SPS Santa Ana, Calif.



MS 21064
Channel, Floating, Low Height, 450°F,
125 KSI
SPS Santa Ana, Calif.



MS 21065
Channel, Floating, Low Height, 800°F,
125 KSI
SPS Santa Ana, Calif.



MS 21069 and MS 21070
Nut, Self-locking, Plate, Two Lug,
Reduced Rivet Spacing, Low Height
SPS Santa Ana, Calif.



MS 21071 and MS 21072
Nut, Self-locking, Plate, One Lug,
Reduced Rivet Spacing, Low Height
SPS Santa Ana, Calif.



MS 21073 and MS 21074
Nut, Self-locking, Plate, Corner,
Reduced Rivet Spacing, Low Height
SPS Santa Ana, Calif.



MS 21075 and MS 21076
Nut, Self-locking, Plate, Two Lug,
Floating, Reduced Rivet Spacing,
Low Height
SPS Santa Ana, Calif.



MS 21084
Nut, Self-locking, Spline Drive, Flanged,
Steel, 220 KSI
SPS Jenkintown, Pa.




























MS 21085
Nut, Self-locking, Spline Drive, Flanged,
Steel, 260 KSI
SPS Jenkintown, Pa.



MS 21086 and MS 21087
Nut, Self-locking, Plate, Low Height,
Side by Side, Reduced Rivet Spacing
SPS Santa Ana, Calif.

MS continued

- | | | | |
|---|---|--|---|
|  | MS 21090
Screw, Self-locking, Steel, 250°F,
Pan Head, Cross Recessed
SPS Jenkintown, Pa. |  | MS 21225
Nut, Self-locking, Hexagon, Castellated,
A-286
SPS Jenkintown, Pa. |
|  | MS 21091
Bolt, Self-locking, Steel, 250°F,
Flush Head, Cross Recessed
SPS Jenkintown, Pa. |  | MS 21244
Castellated Nut, Hexagon, Counterbored,
Captive Washer, 450°
SPS Jenkintown, Pa. |
|  | MS 21092
Bolt, Self-locking, CRES., 250°F,
Flush Head, Cross Recessed
SPS Jenkintown, Pa. |  | MS 21245
Nut, Self-locking, Hexagon, Thin, Steel
SPS Jenkintown, Pa. |
|  | MS 21093
Screw, Self-locking, Steel, 250°F,
100° Flat Head, Cross Recessed
SPS Jenkintown, Pa. |  | MS 21250
Bolt, Tension, Steel 180 KSI FTU, 450°F,
12 Point, External Wrenching Flanged
SPS Jenkintown, Pa. |
|  | MS 21094
Bolt, Self-locking, Steel, 250°F,
Hexagon Head
SPS Jenkintown, Pa. |  | MS 21262
Socket Head Cap Screw
1960 Series, Self-locking
SPS Jenkintown, Pa. |
|  | MS 21095
Bolt, Self-locking, CRES., 250°F,
Hexagon Head
SPS Jenkintown, Pa. |  | MS 21279 thru Ms 21282
12 Point Bolt, A-286
SPS Jenkintown, Pa. |
|  | MS 21096
Bolt, Self-locking, Steel, 250°F,
Pan Head, Cross Recessed
SPS Jenkintown, Pa. |  | MS 21284 thru MS 21294
12 Point Bolt, A-286
SPS Jenkintown, Pa. |
|  | MS 21097
Bolt, Self-locking, CRES., 250°F,
Pan Head, Cross Recessed
SPS Jenkintown, Pa. |  | MS 21295
Socket Head Cap Screw, Self-locking,
S/S, 1960 Series
SPS Jenkintown, Pa. |
|  | MS 21098
Bolt, Tension, 12 Point, Self-locking,
Steel, 160 KSI
SPS Jenkintown, Pa. |  | MS 21296
Bolt, Tension, Spline Drive, Flanged,
Steel, 260 KSI
SPS Jenkintown, Pa. |
|  | MS 21099
Bolt, Tension, 12 Point, Self-locking,
CRES., 80 KSI
SPS Jenkintown, Pa. |  | MS 21297
Bolt, Tension, Spline Drive, Flanged,
Steel, 220 KSI
SPS Jenkintown, Pa. |
|  | MS 21133
Nut, Self-locking, Spline Drive, Flanged,
Steel, 180 KSI
SPS Jenkintown, Pa. |  | MS 24667
82° Flat Head Socket Cap Screw,
Alloy Steel, Cadmium Plated
SPS Jenkintown, Pa. |
|  | MS 21134
Bolt, Tension, Spline Drive, Flanged,
Steel, 180 KSI
SPS Jenkintown, Pa. |  | MS 24671
82° Flat Head Socket Cap Screw,
Stainless Steel, Passivated
SPS Jenkintown, Pa. |
| | |  | MS 24673 and MS 24674
Socket Head Cap Screw, Drilled Head,
1960 Series
SPS Jenkintown, Pa. |

MS continued



MS 27576
Bolt, Self-Retaining, Impedance Type,
Hex Head
SPS Santa Ana, Calif.



MS 27577
Bolt, Self-Retaining, Impedance Type,
100° Flush Head
SPS Santa Ana, Calif.



MS 27769
Plug, Pipe, Hexagon Socket
SPS Jenkintown, Pa.



MS 51021, MS 51023, MS51025,
MS 51029, MS 51031, MS 51033,
MS 51038, MS 51040, MS 51045,
MS 51047
Set Screw, Hexagon Socket
Points: Cup, Flat, Cone, Oval, Half Dog
SPS Jenkintown, Pa.



MS 51963 thru MS 51966
Set Screw, Hexagon Socket,
Points: Cup, Flat
SPS Jenkintown, Pa.



MS 51973 and MS 51974
Set Screw, Hexagon Socket, Cone Point
SPS Jenkintown, Pa.



MS 51975
Screw, Shoulder Socket Head Hexagon
SPS Jenkintown, Pa.



MS 51976 and MS 51977
Set Screw, Hexagon Socket, Half-Dog
Point
SPS Jenkintown, Pa.



MS 51981 and MS 51982
Set Screw, Hexagon Socket, Oval Point
SPS Jenkintown, Pa.



MS 90415
Nut, Captive Washer, Steel, Self-locking,
450°
SPS Jenkintown, Pa.

The following part numbers have been omitted from the preceding list. If you have requirements for these items contact the Jenkintown Aerospace Division Customer Service Department for quotation and delivery information.

NAS 333	NAS 2903 thru NAS 2920
NAS 428	NAS 3003 thru NAS 3020
NAS 464	
NAS 501	AN 3 thru AN 20
NAS 517	AN 3C thru AN 20C
NAS 563 thru NAS 572	AN 3DD thru AN 20DD
NAS 600 thru NAS 606	AN 21 thru AN 36
NAS 623	AN 73 thru AN 81
	AN 173DD thru AN 186DD
NAS 1096	AN 310
	AN 320
NAS 1103 thru NAS 1120	AN 101001 thru AN 104600
NAS 1202 thru NAS 1210	AN 104601 thru AN 108200
NAS 1297	MS 16562
NAS 1298	MS 27039
NAS 1299	MS 35764
	MS 51095 and MS 51096
NAS 1620 thru NAS 1628	MS 51099 and MS 51100
NAS 1630 thru NAS 1634	MS 51105 and MS 51106
NAS 1635	MS 51107 and MS 51108
NAS 1741	MS 51109 and MS 51110
NAS 1742	MS 90725 and MS 90726
NAS 1743	MS 90727 and MS 90728
	MS 90729
NAS 1801	MS 171401 thru 171900
NAS 1802	



Highland Avenue
Jenkintown, PA 19046
215-572-3000
FAX: 215-572-3363

5195 W. 4700 South
Kearns (Salt Lake City),
UT 84118
801-964-4100
FAX: 801-965-8375

2701 South Harbor Blvd.
Santa Ana, CA 92702
714-545-9311
FAX: 714-850-3605

Form 5506 25M 1294

© 2001 SPS Technologies
All Rights Reserved
Printed in USA